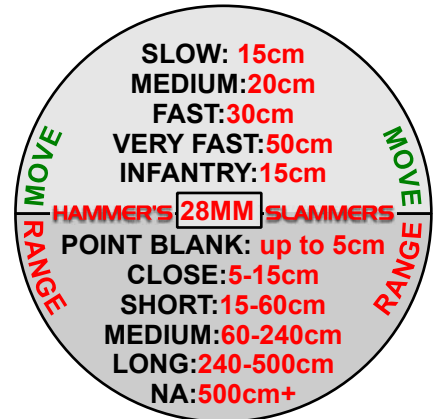
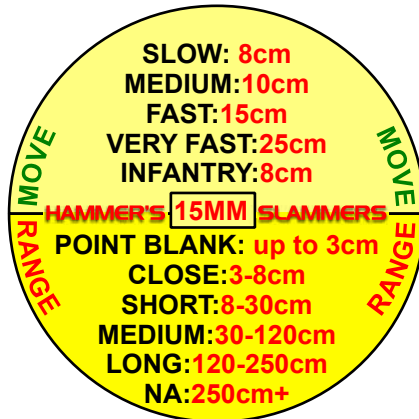
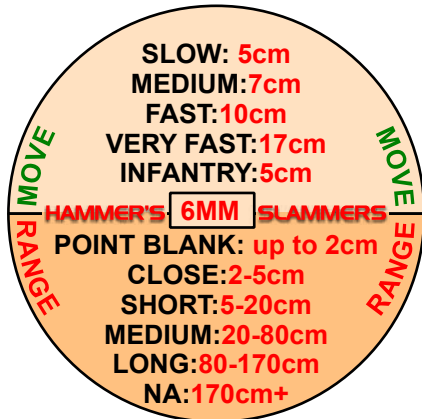


HAMMER'S SLAMMERS

THE CRUCIBLE

METAL TAPE CENTRES



INSTRUCTIONS

Would you like the firing ranges and movement rates for playing Hammer's Slammers: the Crucible right there at your finger tips? Well, here's how!

Measure the central area of your expanding metal tape: many have a sticker or similar circular area in the middle of the device. Adjust the size of the print so that it fits *your* tape measure - these are designed at a 55mm diameter but some will be smaller.

Then print out the one you need for your chosen scale - **28mm**, **15mm** or **6mm**. Finally stick the print out to your tape measure using a suitable glue or glue stick and: presto! Easy movement and firing references!

The ones below are for use on square tape measures - same deal, different shape...

